



IEC Appliance Outlet F, Snap-in Mounting, Front Side, IDC Terminal

**new**



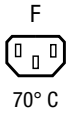
Arrangement "cross"  
(wires cross to pin axis)



Arrangement "along"  
(wires along to pin axis)



Arrangement "along", view from rear side  
(wires along to pin axis)



**Description**

- Panel Mount:  
Snap-in version, from front side
- Connector, Pin temperature 70 °C, Protection class I
- IDC terminals acc. to IEC 60998-2-3 for solid wires

**Approvals**

- VDE Certificate Number: 40021750
- UL File Number: E103791

**Characteristics**

- IDC technology for efficient and cost saving mounting
- Protection cover can be used as "wire press"
- Live contact available as IDC, solder or quick connect terminal
- Qualified for use in equipment according IEC/EN 60950

**Other versions on request**

- Screw-on mounting
- UL approval for AWG 16; Versions for other wire gauges
- Protection class II, 70°C

**References**

**Weblinks**

[pdf](#), [html](#), [General Product Information](#), [Approvals](#), [RoHS](#), [CHINA-RoHS](#), [Mating Connectors](#), [e-Store](#), [SCHURTER-Stock-Check](#), [Distributor-Stock-Check](#), [Accessories](#)

Newly available variants corresponding to V-Lock mating cordset. The connector is equipped with a notch intended for use with the latching cordset. The cord latching system prevents against accidental removal of the cordset.

**Technical Data**

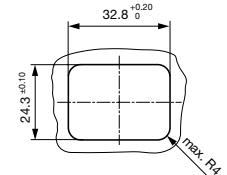
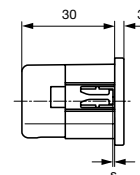
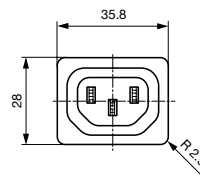
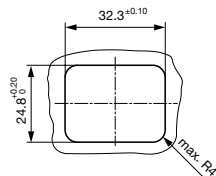
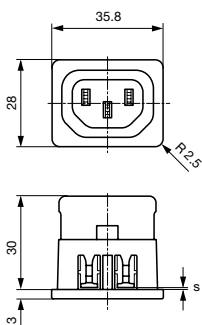
Ratings IEC	10A / 250VAC; 50Hz
Ratings UL/CSA	15A / 250VAC; 60Hz
Allowable Operation Temp.	-25 °C to 70 °C
Degree of Protection	from front side IP 40 acc. to IEC 60529
Protection Class	Suitable for appliances with protection class 1 acc. to IEC 61140
Terminal	IDC terminals
Panel Thickness s	Snap-in, 0.8/1.2/1.5/2/2.5 mm (other on request)
Material: Housing	Thermoplastic, black, UL 94V-0

Appliance Outlet	F acc. to IEC/EN 60320-2-2 UL 498, CSA C22.2 no. 42 (for cold conditions) pin-temperature 70 °C, 10A, Protection Class 1
------------------	---

**Dimensions**

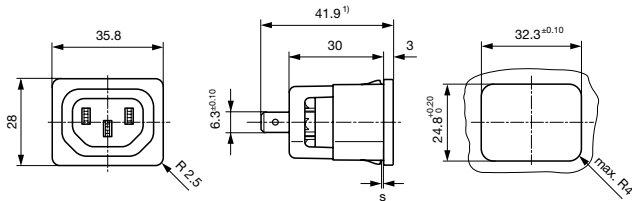
Version "cross" (wires cross to pin axis)  
L/N/PE: IDC terminals

Version "along" (wires along to pin axis)  
L/N/PE: IDC terminals



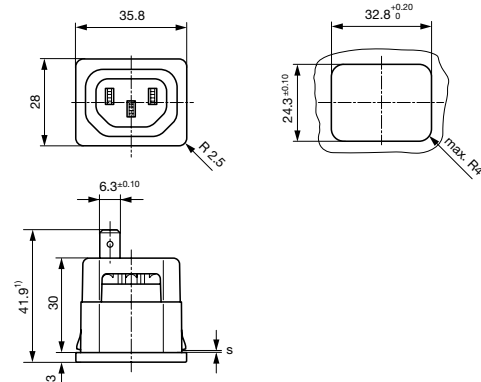
### Version "cross" (wires cross to pin axis)

N/PE: IDC terminals, L: quick connect or solder terminal



### Version "along" (wires along to pin axis)

N/PE: IDC terminals, L: quick connect or solder terminal

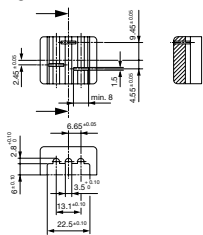


1) Other options:

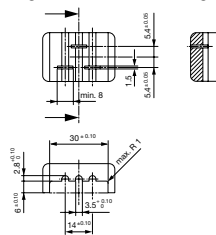
Quick connect terminal 4.8x0.8: 40.3 mm  
Solder terminal: 40.9 mm

## Dimensions

### Mounting tool version "cross"



### Mounting tool version "along"



- The above mentioned dimensions are recommended when using an assembly tool.
- When using an assembly tool we recommend the above-mentioned dimensions.
- Use the cover or an assembly tool, to push the wires into the IDC terminals.
- The assembly force depends on the wire used and may require as much as 900 N.
- Press the wires into the IDC terminals until the wires touch with the plastic socket of the 6610 when using a tool.
- When using the cover be sure that it is properly mounted.
- The outer diameter of the wire (including insulation) must not exceed 3.3 mm.
- The correct installation of the wires is essential for proper function of the 6610 in the end equipment.

## Variants

Alignment <sup>1)</sup>	Conductor cross section	Panel Thickness s [mm]	Terminal type live contact	Order Number
along	1.0 - 1.5 mm <sup>2</sup>	2.5	IDC terminals	6610.3016.03
along	2.5 mm <sup>2</sup> / 12 AWG	0.8	IDC terminals	6610.1011
along	2.5 mm <sup>2</sup> / 12 AWG	1	IDC terminals	6610.1012
along	2.5 mm <sup>2</sup> / 12 AWG	1.2	IDC terminals	6610.1013
along	2.5 mm <sup>2</sup> / 12 AWG	1.5	IDC terminals	6610.1014
along	2.5 mm <sup>2</sup> / 12 AWG	2	IDC terminals	6610.1015
along	2.5 mm <sup>2</sup> / 12 AWG	2.5	IDC terminals	6610.1016
along	2.5 mm <sup>2</sup> / 12 AWG	3	IDC terminals	6610.1017
along	2.5 mm <sup>2</sup> / 12 AWG	1.5	Quick connect terminal 6.3 x 0.8	6610.1254
along	2.5 mm <sup>2</sup> / 12 AWG	1.5	Quick connect terminal 6.3 x 0.8	6610.1254.03
along	2.5 mm <sup>2</sup> / 12 AWG	1.5	Solder	6610.1154
cross	2.5 mm <sup>2</sup> / 12 AWG	1	IDC terminals	6610.2012
cross	2.5 mm <sup>2</sup> / 12 AWG	1.2	IDC terminals	6610.2013
cross	2.5 mm <sup>2</sup> / 12 AWG	1.5	IDC terminals	6610.2014
cross	2.5 mm <sup>2</sup> / 12 AWG	2	IDC terminals	6610.2015
cross	2.5 mm <sup>2</sup> / 12 AWG	2.5	IDC terminals	6610.2016
cross	2.5 mm <sup>2</sup> / 12 AWG	3	IDC terminals	6610.2017
cross	2.5 mm <sup>2</sup> / 12 AWG	1.5	Quick connect terminal 6.3 x 0.8	6610.2254
cross	2.5 mm <sup>2</sup> / 12 AWG	1.5	Solder	6610.2154

Alignment <sup>1)</sup>	Conductor cross section	Panel Thickness s [mm]	Terminal type live contact	Order Number
-------------------------	-------------------------	---------------------------	----------------------------	--------------

Articles for 1-1.5mm<sup>2</sup> only with ENEC approval. Outer diameter of wire (including insulation) max. 3.3 mm.

1) The alignment describes whether the wires are along or across to the connector pin axis.

Suffix ".03" corresponds to the version with V-Lock mating cordset. The connector is equipped with a notch intended for use with the latching cordset. The cord latching system prevents against accidental removal of the cordset.

**Packaging unit** 50 Pcs

## Accessories

### Description



[Cord retaining kits](#)  
Cord retaining strain relief

## Mating Inlets/Plugs

### Category / Description

#### [Interconnection Cord](#)[Overview complete](#)



Interconnection Cord with IEC Plug E, Angled	0607
Interconnection Cord with IEC Plug E, Angled	0608
Interconnection Cord with IEC Plug E, Straight	0609
Interconnection Cord with IEC Plug G, Angled	607B
Interconnection Cord with IEC Plug G, Angled	608B

#### [Interconnection Cord](#)[further types to6610](#)

...

#### [Plug](#)[Overview complete](#)



IEC Plug E, Cord Connector (Rewireable), Straight, max. cable Diameter 8.5 mm	4732
IEC Plug E, Cord Connector (Rewireable), Angled, max. Cable Diameter 10 mm	4733
IEC Plug E, Cord Connector (Rewireable), Straight, max. Cable Diameter 10 mm	4735
IEC Plug E, Cord Connector (Rewireable), Angled, max. Cable Diameter 10 mm	4736
IEC Plug E, Cord Connector (Rewireable), Straight	9009

#### [Plug](#)[further types to6610](#)

...